

# EXT: mm\_forum Extender

Extension Key: rsys\_mmforum

Language: en

Keywords: forAdmins, forIntermediates, mm\_forum, notification, mail

Copyright 2000-2008, Erwin Knoll, <typo3coding@rootsystem.de>

This document is published under the Open Content License  
available from <http://www.opencontent.org/opl.shtml>

The content of this document is related to TYPO3  
- a GNU/GPL CMS/Framework available from [www.typo3.org](http://www.typo3.org)

## Table of Contents

EXT: mm_forum Extender.....	1	Functionality.....	6
<b>Introduction.....</b>	<b>3</b>	<b>Configuration.....</b>	<b>8</b>
What does it do?.....	3	Template selection.....	8
Screenshots.....	3	Template modification.....	8
<b>Users manual.....</b>	<b>5</b>	Reference.....	11
Requirements.....	5	<b>Known problems.....</b>	<b>12</b>
Installation.....	5	<b>To-Do list.....</b>	<b>13</b>
Usage.....	5	<b>ChangeLog.....</b>	<b>14</b>

# Introduction

## What does it do?

The rsys\_mmforum is a frontend plugin which adds additional features to the mm\_forum extension. The version 0.1.0 has the following features

### General

- This extension is designed to work with mm\_forum 0.1.7
- It supports multiple languages for the mail templates (however templates are supplied only in german at this point of time)
- Mails are in HTML Format and have a full HTML template with additional markers for text and subject.
- Links to the forum in notification mails are now <a href...> tags in HTML and can be clicked from every mail client.
- A footer can be added to all generated mails.
- New markers are available: author, forum, text, footer

### Subscriptions

- Emails for notification of subscribed topics are generated by this extension and have all features described above

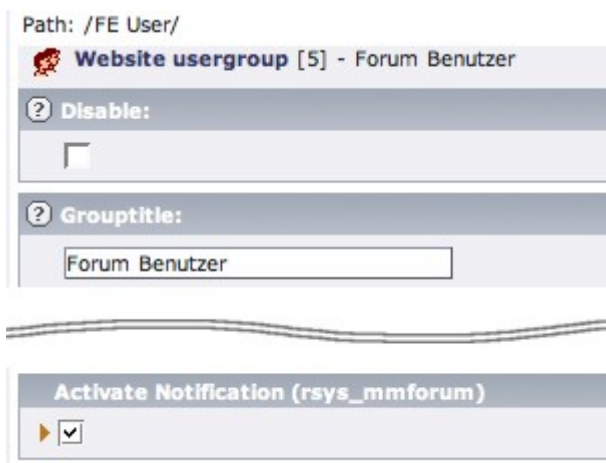
### New topic notifications

- If a new topic is created a notification mail will be sent to selected groups of the forum.
- Each forum and each user group can be activated or deactivated for the *new topic notification*.
- Selection of groups and activation of notification is inherited from the forum categories

## Screenshots

### Front end User group activation

Frontend user groups can be activated for notification using list view in the backend



### Forum activation

Forums or forum categories can be activated for notification using list view in the backend

Path: /Forum Data/

**mm\_forum : Board [5] - AK-V**

**Hide:**

**Name**

---

**Activate Notification (rsys\_mmforum)**

### Email for new topic

HTML Templates can be modified to create a user defined notification mail

**Von:** forum@example.com  
**Datum:** 24. September 2008 00:52:34 MESZ  
**An:** tester@example.com  
**Betreff:** Im Forum 'Ankündigungen' wurde ein neues Thema 'Neue Öffnungszeiten' eröffnet.

## Hallo Tester,

Sie bekommen diese Mail, da Sie in der Verteiler-Gruppe des Forums sind.  
 Es wurde ein neuer Beitrag im Forum 'Ankündigungen' von 'TEST Forum' geschrieben.

**Thema:** Neue Öffnungszeiten  
**Text:** Ab sofort haben wir Montags ab 7:00 Uhr geöffnet  
**Autor:** Writer (writer@example.com)

Hier der Link mit dem Sie direkt in den Beitrag des neuen Themas gelangen: [Zum Beitrag auf der Internetseite](#)



# Users manual

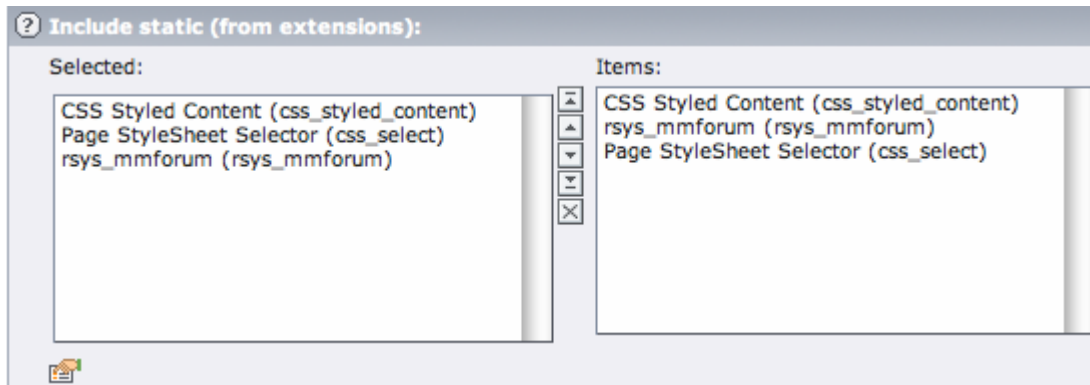
## Requirements

This extension requires:

- mm\_forum 0.1.7 (It might work with prior versions but this is not tested)
- PHP4 or PHP5
- Typo3 Version  $\geq$  4.0.2 (it is tested with 4.0.4)

## Installation

1. Import/Download the extension and install it like every other extension.

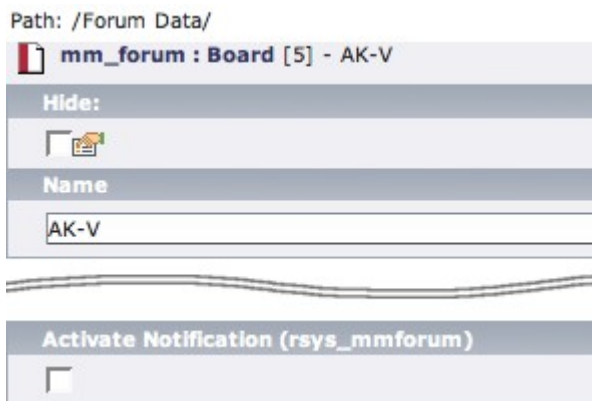


2. Include the static template to your root page template

## Usage

### Activate a forum for notification

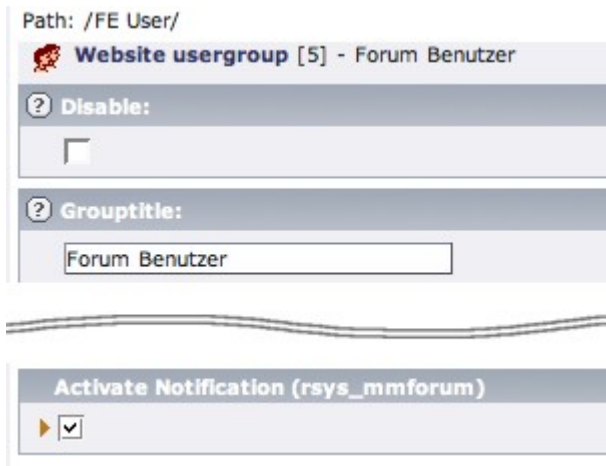
1. Use list view and navigate to the folder where your forum data is stored
2. Go to edit a forum and in the properties you will find a checkbox to activate the forum (or category) for notification on creation of new topics



3. Save the record

### Activate a user group for notification

1. Use list view and navigate to the folder where your frontend users are stored
2. Go to edit a group and in the properties you will find a checkbox to activate the group for notification on creation of new topics



3. Save the record

## Functionality

### Notification in general

Since version 0.1.7 of mm\_forum the author was notified of his own post. This extension changes that behavior so that the user who wrote the post (author) will not be notified.

### New topic notifications

#### Group assignment

In the mm\_forum Board Administration you can select groups for a category or a forum, which are organized hierarchically in two levels: Category → Forum. Groups can be assigned for:

- Read access
- Write access
- Moderation access

All selected groups together, no matter in which section they are selected are used for notification of new topics. However only those groups which are activated for notification will be used.

**Attention:** Subgroups of a group will not be evaluated

#### Group inheritance

If there are groups selected for the category, they will be inherited by the forums below this category. If there are additional groups assigned to the forum they will be notified in addition to the inherited ones.

#### Example

*Hierarchy:*

Category A  
→ Forum A

*Groups assigned:*

Category A	Read access:	Group A
	Write access:	Group B
Forum A	Read access:	Group C

*Notification:*

If a new topic is created in Forum A all users of Group A, Group B and Group C will be notified. If a user is in more than one of those groups he will be notified only once – and of course only if the Forum and the group

is activated for notification.

**Best practice**

Best practice will be to create extra groups for notification like "Mailing list forum A" and include it in the read access for a forum or category for the group members to be notified.

**Activation inheritance**

If a category is activated for notification all forums in this category will be selected for notification no matter if the activation check mark for a forum is set or not.

**Example**

*Hierarchy:*

Category A (notification activated)  
 → Forum A (notification not activated)

*Groups assigned:*

Category A  
     Read access:       Group A (notification activated)  
     Write access:     Group B (notification activated)  
 Forum A  
     Read access:       Group C (notification not activated)

*Notification:*

If a new topic is created in *Forum A* all users of *Group A and Group B* will be notified.

**Attention:** This is different from the inheritance of *mm\_forum* access rights. Access rights will be inherited so that only users which are in *Group A and in Group C* or those which are in *Group B and Group C* will have access to *Forum A*.

In simple words this means that if you **activate a category** for notification **all forums below will be activated** too. Each forum will inherit the groups of the category in addition to the groups selected for the forum itself (a **union of category and forum groups**).

# Configuration

## Template selection

If you want to configure you own modified template:

1. make a copy of the template in the extension directory *EXT:rsys\_mmforum/tmpl/template\_rsysmmforum\_de.html* and place it e.g. to fileadmin/templates/ *template\_rsysmmforum\_de.html*
2. In the Setup section of your TS templates change the template path:

```

TS-CODE
plugin.tx_mmforum_pil {
    # template selection
    templateFile = fileadmin/template_rsysmmforum.html
}
    
```

3. If you want a different template for each language you can extend the templateFile with the language key (default, en, de, it,...)

```

TS-CODE
plugin.tx_mmforum_pil {
    # template selection
    templateFile.default = fileadmin/template_rsysmmforum.html
    templateFile.de= fileadmin/template_rsysmmforum_de.html
}
    
```

## Template modification

The HTML Code in the existing sections can be modified to fit your needs. Markers can be used that will be replaced with dynamic content - however not all markers are available in all sections. See the tables below for details.

### Sections

The template has 6 sections:

Section:	Description:
###SUBJECT_ABO###	This is the html template for subject of subscription notification
###TEMPLATE_ABO###	This is the html template for subscription notification
###SUBJECT_NEWTOPIC###	This is the html template for the subject of new topic notification
###TEMPLATE_NEWTOPIC###	This is the html template for new topic notification
###TEMPLATE_FOOTER###	This is the html template for the footer appended to every mail. The content from this section can be inserted by using the marker ###FOOTER###
###GOTO###	This is the html template for the link text in every mail

### Markers for the subject sections

These markers can be used in the markers called like ###SUBJECT\_

Section:	Description:
###BOARDNAME###	Will be replaced with the Board name
###FORUMNAME###	Will be replaced with the Forum name
###TOPICNAME###	Will be replaced with the Topic name

### Markers for the content sections

These markers can be used in the markers ###TEMPLATE\_NEWTOPIC### or ###TEMPLATE\_ABO###

Section:	Description:
###BOARDNAME###	Will be replaced with the Board name
###FORUMNAME###	Will be replaced with the Forum name
###TOPICNAME###	Will be replaced with the Topic name

Section:	Description:
###USERNAME###	Will be replaced with the username (loginname) of the notified user
###NAME###	Will be replaced with the full name of the notified user
###AUTHOR_USERNAME###	Will be replaced with the username (loginname) of the author who created the topic
###AUTHOR_NAME###	Will be replaced with the full name of the author who created the topic
###AUTHOR_EMAIL###	Will be replaced with the email address of the author who created the topic
###TEXT###	Will be replaced with the text of the message
###LINK###	Will be replaced with a link to the post on the forum page of the website. The text of this link comes from the section ###GOTO###
###FOOTER###	Will be replaced with the content of the section ###TEMPLATE_FOOTER###

## Template

Here the template as it is included in the extension directory *tmpl/template\_rsysmmforum\_de.html*

```
<!--
=====
Template for rsys_mmforum
This is the html template for all notifications.
You can use a copy for each language by including in your TS Setup:
plugin.tx_mmforum_pil {
    # template for content of mails
    templateFile.default = typo3conf/ext/rsys_mmforum/tmpl/template_rsysmmforum_en.html
    templateFile.de = typo3conf/ext/rsys_mmforum/tmpl/template_rsysmmforum_de.html
}
=====
-->

<!-- -----
SUBJECT_ABO
This is the html template for subject of subscription notification
----- -->
<!-- ###SUBJECT_ABO### -->Im Forum '###FORUMNAME###' wurde auf das Thema '###TOPICNAME###'
geantwortet.<!-- ###SUBJECT_ABO### end -->

<!-- -----
TEMPLATE_ABO
This is the html template for subscription notification
----- -->
<!-- ###TEMPLATE_ABO### begin -->
<html>
<head>
<title>Notification</title>
</head>
<body>
<h1>Hallo ###NAME###,</h1>
<p>Sie bekommen diese Mail, da Sie angegeben haben, dass Sie informiert werden möchten,<br/>
wenn jemand auf ein von Ihnen beobachtetes Thema antwortet.<br/>
<br/>
<strong>Thema:</strong> ###TOPICNAME###<br/>
<strong>Text:</strong> ###TEXT###<br/>
<strong>Autor:</strong> ###AUTHOR_NAME### (###AUTHOR_EMAIL###)<br/>
```

```

    <br/>
    Hier der Link, mit dem Sie direkt in den Beitrag gelangen: ###LINK###
  </p>
  <p>###FOOTER###</p>
</body>
</html>
<!-- ###TEMPLATE_ABO### end -->

<!-- -----
SUBJECT_NEWTOPIC
This is the html template for subject of new topic notification
----- -->
<!-- ###SUBJECT_NEWTOPIC### -->Im Forum '###FORUMNAME###' wurde ein neues Thema '###TOPICNAME###'
eröffnet.<!-- ###SUBJECT_NEWTOPIC### end -->

<!-- -----
TEMPLATE_NOTIFY
This is the html template for new topic notification
----- -->
<!-- ###TEMPLATE_NEWTOPIC### begin -->
<html>
  <head>
    <title>Notification</title>
  </head>
  <body>
    <h1>Hallo ###NAME###,</h1>
    <p>Sie bekommen diese Mail, da Sie in der Verteiler-Gruppe des Forums sind.<br/>
    Es wurde ein neuer Beitrag im Forum '###FORUMNAME###' von '###BOARDNAME###' geschrieben.<br/>
    <br/>
    <strong>Thema:</strong> ###TOPICNAME###<br/>
    <strong>Text:</strong> ###TEXT###<br/>
    <strong>Autor:</strong> ###AUTHOR_NAME### (###AUTHOR_EMAIL###)<br/>
    <br/>
    Hier der Link mit dem Sie direkt in den Beitrag des neuen Themas gelangen: ###LINK###
  </p>
  <p>###FOOTER###</p>
  </body>
</html>
<!-- ###TEMPLATE_NEWTOPIC### end -->

<!-- -----
TEMPLATE_FOOTER
This is the html template for the footer appended to every mail
----- -->
<!-- ###TEMPLATE_FOOTER### begin -->
<hr>Ihr Forum
<!-- ###TEMPLATE_FOOTER### end -->

<!-- -----
GOTO
This is the html template for the link text in every mail
----- -->

```

```
<!-- ###GOTO### begin -->
Zum Beitrag auf der Internetseite
<!-- ###GOTO### end -->
```

## Reference

### plugin.tx\_mmforum\_pi1

TS Values (setup section of TS templates)

Property:	Data type:	Description:	Default:
templateFile	string	The location of the HTML template <b>Example</b> <pre>plugin.tx_mmforum_pi1 { # template selection templateFile = fileadmin/forumnotify.html }</pre>	<i>EXT:rsys_mmforum/ tmpl/ template_rsysmmfor um_de.html</i>
templateFile.<langKey>	string	The location of the HTML template for a certain language <b>Example</b> <pre>plugin.tx_mmforum_pi1 { # template selection templateFile.default = fileadmin/forumnotify.html templateFile.de= fileadmin/forumnotify_de.html }</pre>	

## Known problems

- If the configuration value *post\_limit* of *mm\_forum* is not set, there will be a division by zero error. This is a not of my extension, but of *mm\_forum*. Therefore I included in my static template a value for this (which might overwrite the value in your other templates, so be sure to set this to the desired value).

```
plugin.tx_mmforum_pi1 {  
    post_limit = 30  
}
```

## To-Do list

- Notification about downloads (extra activation check mark for categories, forums and user groups)
- Notification about every new post (extra activation check mark for categories, forums and user groups)

# ChangeLog

The following is a high level overview of the changes. For more details, see the ChangeLog file included with the extension.

Version	Changes
0.1.1 beta	Update Release <ul style="list-style-type: none"> <li>● New Markers:                             <ul style="list-style-type: none"> <li>###NAME### Full Name</li> <li>##AUTHOR_USERNAME### Author's username</li> <li>###AUTHOR_NAME### Author's full name</li> <li>###AUTHOR_EMAIL### Author's email address</li> </ul> </li> </ul>
0.1.0 beta	Redesign Release <p>This release is the first "clean" one, however it has only the feature "notification of new topics" and improvement of mail notification on subscriptions (a mm_forum feature)</p> <ul style="list-style-type: none"> <li>● Nothing is hardcoded</li> <li>● Everything is template based</li> <li>● Notification is taken from the user groups assigned to forum and categories</li> <li>● Notification is inherited for category / forum and for user groups</li> <li>● Categories, forums and user groups can be activated for notification in the backend</li> <li>● Compatible with <i>mm_forum 0.1.7 beta</i></li> <li>● No modification to mm_forum required</li> </ul>
0.0.42 beta	Update release <ul style="list-style-type: none"> <li>● Notification of one admin user about all new posts in activated forums</li> <li>● Notification of one admin user about downloaded files</li> <li>● mm_forum needs to be modified</li> </ul>
0.3.0 beta	Initial release <ul style="list-style-type: none"> <li>● Notification when a new topic is created</li> <li>● Configuration only via TS</li> <li>● Hardcoded Email text and Addresses</li> </ul>